

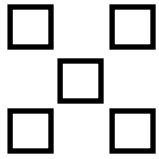
January

Homework

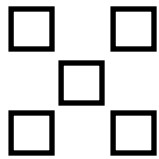


Monday	Tuesday	Wednesday	Thursday
Count the shapes by 5s. Write how you counted on the lines.	Read a book of your choice. On the lines, write the name of the author & illustrator. Draw the main idea.	Describe how the two shapes are alike and different. You might ask a grown up to write it for you.	Draw 2 things that start with each letter.
Count the shapes by 10s. Write how you counted on the lines.	Find a bolded word and an italicized word in a magazine or newspaper. Glue them in the boxes.	Describe how the two shapes are alike and different. You might ask a grown up to write it for you.	Draw 2 things that start with each letter.
Count the shapes by 2s. Write how you counted on the lines.	Find a chart and a photograph with captions in a magazine or newspaper. Glue them in the boxes.	Describe how the two shapes are alike and different. You might ask a grown up to write it for you.	Draw 2 things that end with -ve.
Solve the addition problems. You may draw the problems if you need to.	Find a book with a table of contents or an index. Explain why these text features are helpful & have a parent write it.	Describe how the two shapes are alike and different. You might ask a grown up to write it for you.	Draw 2 things that start with each letter.

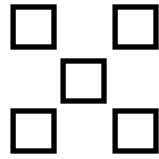
Monday: Count the shapes by 5s. Write how you counted on the lines.

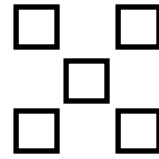


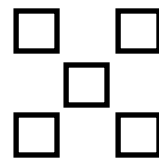
5

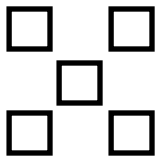


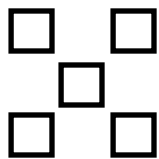
10

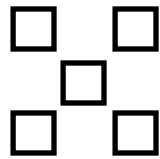


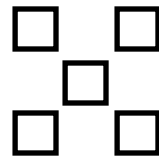


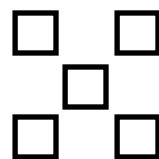













Tuesday: Read a book of your choice. On the lines, write the name of the author & illustrator. Draw the main idea.



author

illustrator



main idea

Wednesday: Describe how the two shapes are alike and different. You might ask a grown up to write it for you.



Thursday: Draw two things that start with each letter. Label what you drew.

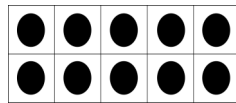
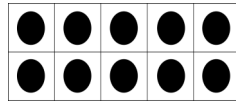
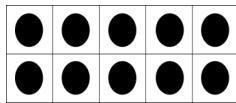
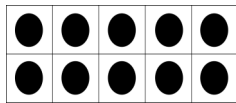
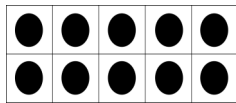
b

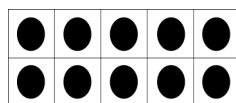
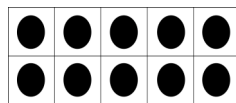
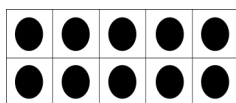
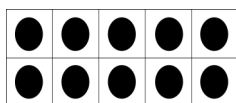
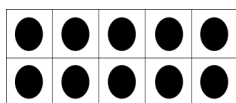


j




Monday: Count the shapes by 10s. Write how you counted on the lines.






Tuesday: Find a bolded word and an italicized word in a magazine or newspaper. Glue them in the boxes.

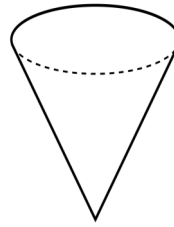
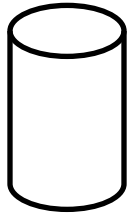


bold words





italicized words

Wednesday: Describe how the two shapes are alike and different. You might ask a grown up to write it for you.



Thursday: Draw two things that start with each letter. Label what you drew.

r



q



Monday: Count the shapes by 2s. Write how you counted on the lines.























Tuesday: Find a chart and a photograph with a caption in a magazine or newspaper. Glue them in the boxes.

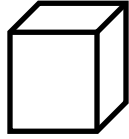


charts





photos with captions

Wednesday: Describe how the two shapes are alike and different. You might ask a grown up to write it for you.



Thursday: Draw two things that end with -ve. Label what you drew.



Monday: Solve the addition problems. You may draw the problems if you need

$$\begin{array}{r} 2 \\ + 4 \\ \hline \end{array}$$

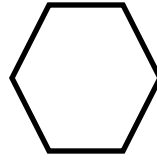

$$\begin{array}{r} 3 \\ + 5 \\ \hline \end{array}$$

$$\begin{array}{r} 8 \\ + 2 \\ \hline \end{array}$$

$$\begin{array}{r} 6 \\ + 2 \\ \hline \end{array}$$



Tuesday: Find a book with a table of contents or an index. Explain why these text features are helpful & have a parent write it for you.

Wednesday: Describe how the two shapes are alike and different. You might ask a grown up to write it for you.



Thursday: Draw two things that start with each letter. Label what you drew.

v



w

