


Name _____

November Homework




Monday	Tuesday	Wednesday	Thursday
<p>Look at the picture. Make a sentence to go with the picture.</p> <p><input type="checkbox"/> razkids or <input type="checkbox"/> sight words</p>	<p>Write the sound you hear at the END of each word.</p> <p><input type="checkbox"/> razkids or <input type="checkbox"/> sight words</p>	<p>Look at each group of ten frames. Fill in the missing numbers in each number sentence. Write the total in the box.</p> <p><input type="checkbox"/> razkids or <input type="checkbox"/> sight words</p>	<p>Draw 2 things that END with each letter.</p> <p><input type="checkbox"/> razkids or <input type="checkbox"/> sight words</p>
<p>Draw a picture that rhymes with each word.</p> <p><input type="checkbox"/> razkids or <input type="checkbox"/> sight words</p>	<p>Write the sound you hear at the END of each word.</p> <p><input type="checkbox"/> razkids or <input type="checkbox"/> sight words</p>	<p>Look at each number. Write the number that is one less. Rote count to 100 for someone.</p> <p><input type="checkbox"/> razkids or <input type="checkbox"/> sight words</p>	<p>Draw 2 things that END with each letter.</p> <p><input type="checkbox"/> razkids or <input type="checkbox"/> sight words</p>
<p>Look at the picture. Make a sentence to go with the picture.</p> <p><input type="checkbox"/> razkids or <input type="checkbox"/> sight words</p>	<p>Write the sound you hear at the END of each word.</p> <p><input type="checkbox"/> razkids or <input type="checkbox"/> sight words</p>	<p>Look at each number. Write the number that is one MORE in the box. Count to 100.</p> <p><input type="checkbox"/> razkids or <input type="checkbox"/> sight words</p>	<p>Draw 2 things that END with each letter.</p> <p><input type="checkbox"/> razkids or <input type="checkbox"/> sight words</p>
<p>Sound out each word. Write the letters you hear on the lines.</p> <p><input type="checkbox"/> razkids or <input type="checkbox"/> sight words</p>	<p>Write the sound you hear at the BEGINNING of each word.</p> <p><input type="checkbox"/> razkids or <input type="checkbox"/> sight words</p>	<p>Draw each shape and list the number of sides.</p> <p><input type="checkbox"/> razkids or <input type="checkbox"/> sight words</p>	<p>Draw two things that END with each letter.</p> <p><input type="checkbox"/> razkids or <input type="checkbox"/> sight words</p>

Monday: Look at the picture. Make a sentence to go with the picture.




Tuesday: Write the sound you hear at the END of each word.





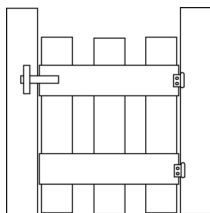







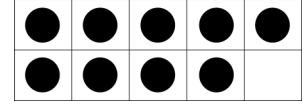
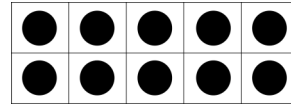
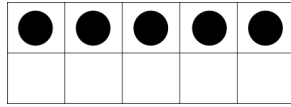
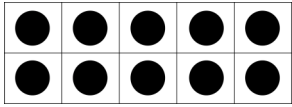






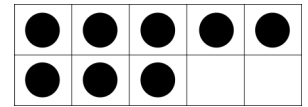
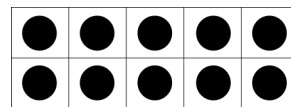
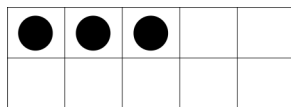
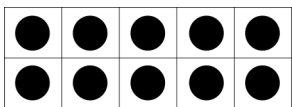


Wednesday: Look at each group of ten frames. Fill in the missing numbers in each number sentence. Write the total in the box. Rote count to 100.



$10 + \underline{\quad\quad} \text{ more} = \square$

$10 + \underline{\quad\quad} \text{ more} = \square$





$10 + \underline{\quad\quad} \text{ more} = \square$

$10 + \underline{\quad\quad} \text{ more} = \square$

Thursday: Draw two things that END with each letter.


g





b




Monday: Draw a picture that rhymes with each word.



duck

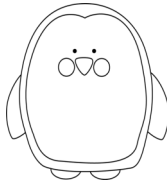



clock




Tuesday: Write the sound you hear at the END of each word.

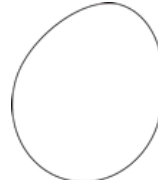






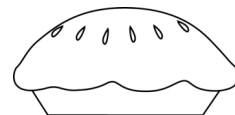












Wednesday: Look at each number. Write the number that is one LESS in the box.
Count to 100.

17

11

12

13

15

18

19


20

Thursday: Draw two things that END with each letter.


d

t

Monday: Look at the picture. Make a sentence to go with the picture.




Tuesday: Write the sound you hear at the END of each word.



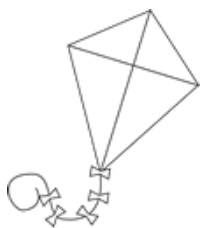

















Wednesday: Look at each number. Write the number that is one MORE in the box.
Count to 100.

17

11

12

13

15

18

19

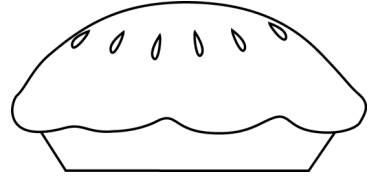

20

Thursday: Draw two things that END with each letter.

m

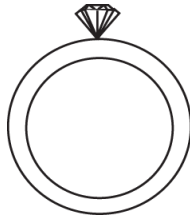
n


Monday: Sound out each word. Write the letters you hear on the lines.




Tuesday: Write the sound you hear at the beginning of each word.



















Wednesday: Draw each shape and list the number of sides.

A square has ____ sides.

A circle has ____ sides.

A triangle has ____ sides.

A rectangle has ____ sides.

Thursday: Draw two things that END with each letter.

p



r

